


# TRENT ASSOCIATES REPORT

Fall/Winter 2008

Vol. 16, No. 2

## Microscopes

The Trent Associates and the Medical Center Library celebrated the gift of the Zeiss Ultraphot II Photomicroscope from the Pathology Department on 1 October 2008, with a lecture by Susan Reeves, Supervisor, Photopath, remarks by Dr. Edward H. Bossen and Dr. David N. Howell, and a reception.



The Zeiss Ultraphot II was one of the most beautifully crafted microscopes ever created. Designed after World War II, the startling new shape was based on spheres and circles. Not only did it have design elegance but engineering excellence as well. The matching all-metal work desk with built-in original power supply control was a self-contained unit. The Ultraphot II was a 'universal microscope' providing complete integration of camera, microscope, and light source. It could conveniently be fitted with a host of Zeiss accessories. Even though massive in size and expensive to purchase, it served as a replacement for a number of microscopes dedicated to particular functions and was thereby comparable in price to the total cost of those separate scopes.

Duke's Zeiss Ultraphot II Photomicroscope was purchased in January 1966 for \$10,500 by Carl Bishop, the first photographer and originator of the Pathology Photography Lab. He and each of the subsequent supervisors, Bill Boyarsky and Susan Reeves, would sit with the staff member at the scope as he or she looked at the tissue, found the best field, and composed it together up on the screen. Quality was the imperative, which was assured not only by the extremely well-engineered scope and the use of 4 x 5 inch film to maximize resolution, but also by the input of the photographer to compose the most aesthetic image and avoid artifacts. The film was hand processed and custom printed in the Pathology Lab darkrooms.

Photo: Steve Conlon



Bossen, Reeves, and Howell

Continued on page 2

Microscopes, continued from page 1

The Zeiss scope was last used in 2002 for a total of 36 years. This microscope represents an era of medicine gone by, an era where human interaction and craft were appreciated and required. The approach is now completely different. Cameras are digital. Images are sent electronically to publishers. Interaction with the faculty is more limited, and most work is done alone or at the computer. The process is no longer a team effort.

The Ultraphot II is on permanent display along with its original desk on the balcony level of the Library. It joins a collection of almost two dozen other microscopes in the History of Medicine Collections (as pictured below), many of which are presently on exhibit in the lower lobby through January 2009.

Photo: Steve Conlon




Boyarsky, Reeves, and Neil Bishop



## A Busy Fall


Not only has the History of Medicine Collections hosted a celebration to honor the gift of the Zeiss microscope, but has also held a number of other significant events this Fall.



Dr. James R. Urbaniak, Virginia Flowers Baker Professor of Orthopedic Surgery, launched the Trent/Bullitt collaborative speaker series on September 9, 2008, with his lecture on *The Origin and History of the Handshake*.



On September 23, 2008, Dr. Ivan W. Brown, Jr., Professor Emeritus of Surgery, gave a special lecture supported in part by the Robertson Scholars Collaboration Fund. His topic was *The 65ths: Notable North Carolina Army Hospitals of World War I and World War II*. His lecture was filmed and is available for viewing.



In early November we hosted the fifth annual anatomy class visit, organized by Dr. Jeffrey Baker. Freshmen medical students had an opportunity to examine some of the spectacular anatomical atlases from the Trent Collection, including Dryander, Vesalius, Estienne, Valverde, Bidloo, von Haller, Albinus, and Hunter.



On November 11, 2008, Dr. Robert H. Wilkins, Professor Emeritus, Division of Neurosurgery, presented his extensively researched lecture on *Barnes Woodhall: Man of Mystery*. We were very pleased to have members of the Woodhall family join us for that occasion.

Continued on page 4


### Urbaniak Lecture on the Handshake



Dr. Urbaniak, Mrs. W. Banks, Anderson, Jr.



Dr. Urbaniak, Dr. Ralph W. Coonrad



Dr. Urbaniak, Mrs. Mary DBT Semans

### Special Event with Dr. Ivan Brown



Jessica Roseberry introduces Dr. Brown



Dr. Brown and guest



Dr. Brown, Mrs. Nicholas (Ruth) Georgiade,  
Dr. William G. Anlyan



Dr. Brown, Dr. Herbert A. Saltzman,  
Dr. E. Harvey Estes, Jr.

Continued on page 5

### Anatomy Class Visit



Dr. Richard Madden



Dr. Jeffrey Baker



A student takes a close look at Paré



Dr. Francis Neelon shares Vesalius



Leonardo da Vinci facsimile commands attention

### Wilkins Lecture on Barnes Woodhall



Dr. Allan H. Friedman,  
Dr. William G. Anlyan



Dr. Wilkins



Mrs. Gloria Wilkins, Dr. George D. Wilbanks,  
Dr. Evelyn R. Wilbanks




Ms. Suzanne Porter, Mr. Bo Woodhall, Mr. Douglas Zinn,  
Mrs. Mary DBT Semans, Ms. Barbara Busse



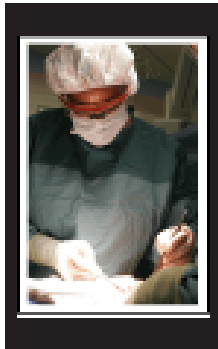
Dr. Wilkins and the Woodhall Family

## Looking Ahead

For the new year please mark the following events on your calendar. Invitations and reminders will be sent.



**January 13, 2009:** Dr. Priscilla Wald, Professor of English, will continue the Trent/Bullitt speaker series with her lecture on *Clones, Chimeras and Other Creatures of the Biotech Revolution: Towards a Genomic Mythology*.



**February 9, 2009:** During the annual Tea for Trailblazers event, the Library will celebrate the opening of a traveling exhibit from the National Library of Medicine entitled, *Opening Doors: Contemporary African American Academic Surgeons*. Dr. Danny Jacobs, Chair of Surgery, and Dr. Haywood Brown, Chair of Obstetrics & Gynecology, will be featured speakers. A reception in the exhibit area on the mezzanine will follow their remarks. Other complementary exhibits will be mounted on the lower level of the Library (Society of Black Academic Surgeons) as well as in the exhibit corridor in Duke North (Black History at Duke Medicine).



**March 10, 2009:** Dr. Seymour Mauskopf, Professor of History, will give his lecture in the Trent/Bullitt series on *Fritz Haber: A Cautionary Tale*. This will be the last Trent History of Medicine Society event at Duke for the academic year.



**Late March/early April 2009:** Dr. Margaret Humphreys, Josiah Charles Trent Professor in the History of Medicine, will give a lunch lecture on black physicians in the Civil War at a date to be determined.



## Seasons Greetings

## TRENT ASSOCIATES\*

**Sustaining Members**

Mr. & Mrs. Cecil R. Godwin, Jr.  
Dr. Rufus R. Hambright  
Mr. Thomas S. Kenan, III  
Dr. Edward L. C. Pritchett  
Drs. George D. & Evelyn R. Wilbanks  
The Zeljo Family

**Contributing Members**

Dr. Donald P. Frush  
GlaxoSmithKline Foundation  
Dr. Robert H. Wilkinson, Jr.

**Members**

Dr. Carl S. L. Eisenberg  
Dr. Irwin M. & Therese Freundlich  
Mr. & Mrs. Michael Morsberger  
Dr. Richard D. Weiner

**Gifts in Kind**

Ms. Mary Ann Brown  
Mrs. Carol B. Dixon  
Dr. Harold P. Erickson  
Dr. Jonathan Erlen  
Dr. Wilton G. Fritz  
Dr. Michael R. McVaugh  
Dr. J. Horst Meyer  
Dr. Barbara C. Newborg  
Mr. George Newton  
Ms. Laura S. Rhodes for NCSBN  
Dr. Manfred S. Rothstein  
Dr. Irene M. Silberblatt  
Drs. George D. & Evelyn R. Wilbanks  
Ms. Alice Wilkins  
for the Katharine L. Boyd Library  
Ms. Judy Woodburn

\* Donors since last newsletter

Published at regular intervals during the year.  
History of Medicine Collections  
Duke University Medical Center Library  
Box 3702, Durham, NC 27710  
Suzanne Porter, Curator & Editor  
Beverly Murphy, Assistant Editor/Photographer  
Leila Ledbetter, Photographer  
Jessica Roseberry, Photographer  
Adonna Thompson, Photographer

**Membership Form**

Become a member of the  
**Trent Associates for 2009**  
 at one of the levels indicated:

-----	Member	\$25.00
-----	Contributing Member	\$50.00
-----	Sustaining Member	\$100.00

Gifts in kind are also appreciated and count toward membership.

**Name:** \_\_\_\_\_

**Address:** \_\_\_\_\_

\_\_\_\_\_

*Make checks payable to **Duke University** and send to:  
 Trent Associates for the History of Medicine  
 Duke University Medical Center Library  
 Box 3702  
 Durham, NC 27710*

**Inside this Report**

Microscopes.....	1
A Busy Fall.....	3
Looking Ahead.....	6
Trent Associates.....	7