

Trent Associates Report History of Medicine Collections

David M. Rubenstein
Rare Book & Manuscript Library

Inside this issue:

Volume 24, No. 2

Spring 2017

Meet
Thomas
Gillan 1

HOM in the
Classroom 2

Travel Grant
Winners 2

Recent
Acquisitions 3

Current
Exhibition 3

Membership
Form 4

Meet Thomas Gillan, Our Josiah Charles Trent Intern

It is an enormous privilege to be this year's Josiah Charles Trent Intern in the History of Medicine Collections at Duke. After I complete my Ph.D. in History at the College of William & Mary, I plan to pursue a career in academic libraries, and the Trent Internship has offered invaluable experience in special collections librarianship.

This year, my responsibilities have included everything from instruction and collection development to outreach and public programming.

Each year, the History of Medicine Collections reach out to faculty from across the university in search of new instructional opportunities. This year has been our busiest to date. For me, instruction often involves contacting faculty members about prospective class visits, helping them select materials relevant to their classes, and facilitating student learning through instruction and the use of collection materials.

There is nothing more rewarding as a historian and aspiring librarian than seeing students encounter rare materials and pri-



Thomas Gillan, far right, talks with students from the *Magic, Religion and Science since 1400* course

mary sources—everything from books and manuscripts to objects, instruments, and artifacts—for the first time. Collections-based instruction makes these moments possible. For students, such materials offer a tangible connection to the past, and the opportunity to work with them is a learning experience that students rarely forget.

This year, I've also participated in variety of outreach efforts to promote our collections. One effort has been to help improve the History of Medicine Collections online subject guides, which highlight collection strengths and are often one of the first resources that researchers turn to in advance of their visits. So far, I've added five new subject guides on surgery, obstetrics and gynecology, ancient medicine, medical student notebooks, and anatomical atlases.

I've also contributed two posts to *The Devil's Tale*, the Rubenstein Library's blog. One features the account ledger of Hugh Mercer, an eighteenth-century apothecary in Fredericksburg, Virginia, whose patients included many of George Washington's rela-

(Continued on page 2)

Travel Grant Winners

We are pleased to announce the History of Medicine Travel Grant Winners for 2017-2018.

- Lisa Guinn, Ph.D., Department of History & Political Science, Bethany College, for researching the motivation of women who worked in nursing, sanitary work, and the special diet kitchens during the Civil War.

- Marjorie Lorch, Ph.D., Applied Linguistics and Communication, School of Social Sciences, History and Philosophy, Birkbeck, University of London, for "The Long View of Language Localization."

- Mallory Szymanski, Ph.D. candidate, Department of History, University of Florida, for her work "Medical absolution in the clinic: Erasing sexual indiscretion with a neurasthenia diagnosis in the Gilded Age."

Thomas Gillan, Intern, Cont.

tives. Another tells the unusual story of some eighteenth-century medical instruments known as Perkins's tractors. I've also curated a forthcoming exhibit titled "A Sound Mind in a Sound Body." It traces the long history of medical advice addressed specifically to scholars and students.

Finally, this year, I've participated in a variety of public programs. One was Scremfest, an annual Rubenstein Library event held on Halloween that showcases some of the library's most frightening materials, a perfect opportunity to highlight some of the History of Medicine Collections holdings. Anatomy Day, an-

other annual event that introduces first-year medical students to our collections, was also a success. It's a great opportunity for medical students to think about what they're learning in relationship to the long history of anatomical knowledge and representation.

It has been a pleasure this year to work with such a talented and dedicated staff of librarians who have given generously of their time and experience. It has also been a joy to share my knowledge of the history of medicine with so many thoughtful and inquisitive students. This internship has been a wonderful opportunity.

HOM in the Classroom

The following classes used materials from the History of Medicine Collections for course instruction.

Classics

- Inventing Sickness

English

- Culture and Disease

Global Health

- HIV/AIDS Narratives

History:

- History of Chinese Medicine
- Premodern Disease

Medieval and Renaissance Studies


- Body & Anatomy in the Early Modern Era

Writing 101

- Addiction, Medication, and Cognitive Enhancement
- Material Culture

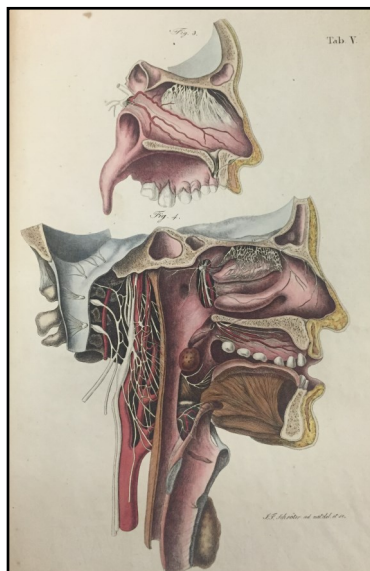
School of Medicine

- Anatomy Day for first year medical-students
- Pre-clerkship classes in Surgery, Pediatrics, Obstetrics for second-year medical students



Recent Acquisitions

Bock, Carl August. *Beschreibung des fünften Nervenpaares ...* Meissen: Friedrich Wilhelm Goedsche, 1817. [together with] *Nachtrag zu der beschriebend des fünften Hirnnerven...* Meissen: Friedrich Wilhelm Goedsche, 1821. This first edition, complete in two parts and published over four years, is a strikingly illustrated treatise on the spinal nerves, which carry motor, sensory, and autonomic signals between the spinal cord and the body. Bock (1782 - 1833) a noted German anatomist and Prosecutor of Leipzig University, illustrates this work with striking hand colored plates, engraved on copper by the renowned Leipzig engraver J. F. Schröter, and those in the first volume drawn by the Leipzig surgeon Johann Christian Rosenmüller. Bock was renowned as an excellent teacher of anatomy, able to provide clear representations of anatomical objects and preparations for his students, and indeed his anatomical preparations enriched the anatomical museum in Leipzig. This early work vividly conveys his great skill.



Geiger, Malachi. *Microcosmus hypochondriacus, siue, De melancholia hypochondriaca tractatus...* Monachii : Apud Lucam Straub, anno MDCLII [1652]. A rare first and sole edition of a remarkably illustrated synthesis of medicine, chemistry, and hermeticism, distinctive for its use of emblems to illustrate medical problems and solutions. In this work, the cures for melancholia are intimately connected to the hermetic pursuit of colloidal gold, the chemical Tree of Life, and the three principles of Sulphur, Mercury, and Salt. Geiger's work establishes a medical basis for what is confirmed to be a mental disease - hypochondria here meaning a type of melancholy - and offers three categories of cure: diet, surgery, and drugs, each of which is illustrated by a remarkable full-page allegorical plate. Further illustrations depict the interior of a pharmacy, a dining room, and a surgeon's practice. They are dwarfed, however, by the fifth emblem, a large folding plate which combines astrology, the humors, and alchemical symbols to illustrate the interconnectedness of melancholia with the wider macrocosm.

Trall, R.T. *The mother's hygienic hand-book : for the normal development and training of women and children ; and the treatment of their diseases with hygienic agencies.* New York : Samuel R. Wells & Co., 1875. Prolific author and physician R.T. Trall, an advocate of vegetarianism and the founder of the first medical school to admit men and women on equal terms, offers his advice on motherhood. Trall gives a description of the female reproductive system, then details diseases and treatments related to menstruation, pregnancy, birth, nursing, infancy, and childhood, as well as how to teach, clean, feed, and protect your children from danger. Parental recommendations range from discouraging tobacco use to avoiding ice cream to prevent miscarriages.

Current Exhibit

A Sound Mind in a Sound Body: Health Advice for Scholars and Students

"It is an old complaint," wrote the eighteenth-century Swiss physician Samuel-André-Auguste-David Tissot, "that study, though essentially necessary to the mind, is hurtful to the body."

The exhibit "A Sound Mind in a Sound Body" traces the history of medical advice written specifically for scholars and students and reflects the wide range of approaches to scholarly health.

Curated by the Trent History of Medicine intern, Thomas Gillan, the exhibit is on display in the Josiah Charles Trent History of Medicine Room through July 16, 2017.




Fig. 52. An improper, but not an unusual position, when writing.
Fig. 53. A proper position, when writing.

DUKE UNIVERSITY LIBRARIES

History of Medicine Collections

Rubenstein Rare Book &
Manuscript Library
Box 90185
Duke University
Durham, NC 27708

Rachel Ingold Curator

Phone: 919-684-8549

Fax: 919-660-5934

E-mail:

rachel.ingold@duke.edu

Website:

library.duke.edu/
rubenstein/
history-of-medicine

Blog:

blogs.library.duke.
edu/rubenstein



Renew or become a member of the Trent Associates!

Name: _____

Address: _____

Make checks payable to Duke University and send to:

Trent Associates for the History of Medicine

Duke University

Box 90185

Durham, NC 27708

Gifts in kind are also appreciated and count toward membership

**You may renew your membership online:
library.duke.edu/rubenstein/history-of-medicine/donate**

**Donors giving at the level of \$50 and above are listed in the
Duke University Library Annual Report**

Thank you for your donation!