

Trent Associates Report History of Medicine Collections

David M. Rubenstein
Rare Book & Manuscript Library

Inside this issue:

Curator Abroad	1
HOM in the Classroom	2
Recent Acquisitions	3
Current Exhibition	3
Membership Form	4

Volume 25, No. 1

Fall 2017

Curatorial Opportunities Abroad


This summer, I had the opportunity to visit London and Oxford. With generous support from the Josiah Charles Trent Memorial Foundation, I was able to attend a two-day global health ethics conference, the Ethox Conference, in Oxford, and visit a variety of history of medicine and science museums in London.

My role at the Ethox Conference was to present a poster based on the collaborative work between the History of Medicine Collections and an undergraduate global health course here at Duke titled “HIV/AIDS Narratives.” The professor, Dr. Kearsley Stewart, was very interested to learn of our acquisition of the Maria de Bruyn papers, the papers of a medical anthropologist who worked extensively in the field of HIV education in a global context. Dr. Stewart was aware of de Bruyn’s work and was eager for her class to engage with this material.

Students were introduced to the Humument technique, a technique of transforming texts through collage and poetry to create new messages from original archival sources. They were then tasked to create a work of art using reproductions of archival material from the Maria de Bruyn collection to transform texts and interpret new meaning and messages through artwork using paints, pastels, and other media. Students also wrote essays to accompany their art, describing their intent while reflecting on why they chose the original document and how the artwork transformed meaning or provided insights to issues discussed. The interdisciplinary approach of this exercise encompassed several objectives including enabling global health students to bring historical perspectives into contemporary HIV/AIDS work and challenging students to conduct archival research in

new ways. Our poster garnered much interest and discussion at a conference attended by a global health audience from over 33 different countries.

I also made sure to find time to visit his-



Giving HIV/AIDS a Face by Sarah Beaverson, a student from the HIV/AIDS Narratives Class

torical medical collections and natural history museums, including the Wellcome Library and Collection in London. Many are likely familiar with the Wellcome Library, the world-renowned historical medical collection of pharmaceutical pioneer Henry Wellcome. I had the great pleasure of meeting Phoebe Harkins (Wellcome Library Communications Coordinator) and Elma Brenner (Research

(Continued on page 2)

HOM in the Classroom

The History of Medicine Collections worked with the following classes:

English

- Scientific Revolutions

History

- Magic, Religion, Science since 1400



Theater Studies

- Medical Stories on Stage

School of Medicine

- History of Medicine Elective
- History of Pediatrics
- History of Surgery


Curator Abroad Cont.



Phoebe Harkins (left) and Elma Brenner (right) of the Wellcome Library

Development Specialist, Medieval and Early Modern Medicine) and spending time in their exhibit spaces and reading room. The Wellcome offers so many opportunities for users to engage with materials in numerous spaces. I was most eager and grateful to connect with two librarians on the other side of the ocean, and to discuss topics ranging from what our collections include at our respective institutions to professional development. Many of us are so busy in our day-to-day jobs that we don't have the opportunity to visit a different institution and learn how they do things, why they do those things, and how much we can share and learn from each other.

With incredible collections and magnificent space, the Wellcome successfully makes materials accessible. Exhibited items were in a variety of formats and spanned centuries. A highlight was seeing the *Medicine Man* exhibition, a display



Instruments from the *Medicine Man* exhibition at Wellcome Collection

highlighting items collected by Henry Wellcome including ivory anatomical manikins, surgical instruments, medical works of art and much more. Along with a reading room for researchers, there is a "Reading Room" which includes facsimiles of rare manuscripts, popular works, and even medical related games with which visitors can play.

While in Oxford, along with participating in the Ethox Conference, I visited the Bodleian Library, the Museum of the History of Science, and the Oxford Museum of Natural History. Located in the Old Ashmolean Building in Oxford, the Museum of the History



Wax anatomical model of the facial nerves, by James Paxton, London, c.1824 Museum of the History of Science, Oxford

of Science includes a remarkable collection of astrolabes and ivory diptych dials, along with numerous medical instruments and artifacts such as the wax model above.

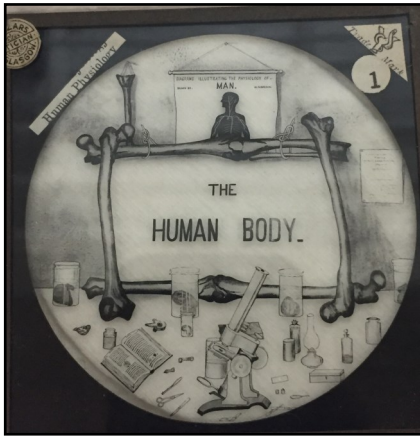
I am quite grateful to have had the opportunity to visit so many remarkable collections and museums and make connections with others through the Ethox Conference. There is great value not only in learning about other collections, but also in sharing what we have in our History of Medicine Collections here at Duke.

Contributed by Rachel Ingold, Curator of the History of Medicine Collections

Recent Acquisitions

The following items were acquired through purchase and donation for the History of Medicine Collections.

Hulme-Beaman, Emeric. *The Experiment of Doctor Nevill*. London: John Long, 1900. This scarce first edition work of fiction centers on an operation of brain swapping with a “criminal” brain being transplanted into a “normal” British aristocrat. This causes the member of aristocracy to exchange his impeccable purity for a lower class life, until the operation is reversed.



Medical magic glass lantern slides. [n.p., n.d. but ca. 1888-1900]. A stunning collection of late Victorian magic lantern slides relating to two series on physiology and cardiology. The series on physiology was originally manufactured by York & Son and based upon the works of William Furneaux, author of numerous popular anatomical and physiological works. The slides relating to the heart seem to belong to a separate lecture series. Magic lantern shows began towards the end of the 17th century but only became more popular towards the end of the 19th century with improvements in lamp sources. A printed lecture would often accompany the sets, and their popularity

enabled the manufacturers to constantly revise and update the slides according to demand.

Charlotte Evans Page physician's ledger and papers, 1884-1899. Charlotte Evans Page, M.D., graduated from Boston University School of Medicine in 1880. She practiced medicine in Lowell, Massachusetts. This physician's account ledger includes entries for her medical practice dating from 1884 through 1899. The ledger provides details of around 450 treatments, including the patient name, location or address of the patient, disease being treated, number of visits, and Page's charges. She treated convulsions, apoplexy, teething, tapeworm, sexually transmitted diseases, ulcers, and more.

Valentini, Michael Bernhard. *Museum Museorum, oder, Vollständige Schau-Bühne aller Materialien und Specereyen...Franckfurt am Mäyn : In Verlegung Johann David Zunners, im Jahr 1704-MDCCXIV [1714]*. A magnificent work of wunderkammer by German physician Valentini. This three-volume set, printed in two volumes, includes catalogs from other cabinet of curiosity collections as well as a list of all known museums at the time (of which he notes are around 159). Numerous copper engravings are found throughout the text, including six extra-illustrated engravings printed on blue paper. Along with providing a survey of museums and details on collecting, Valentini also covers topics including animals, plants, minerals, and their medicinal use, along with shells, fossils, physics, and natural philosophy.



Current Exhibit

Engravings of Clemens Kohl

Currently on display in the Josiah Charles Trent History of Medicine Room are six engravings from Clemens Kohl, a prolific 18th-century engraver and illustrator.



These hand-colored engravings include depictions of Medicine/Physician, Afflictions/Disabilities, Diseases, the Pharmacy, the Hospital, and Death.

The display will be up through February of 2018.

DUKE UNIVERSITY LIBRARIES

History of Medicine Collections

Rubenstein Rare Book &
Manuscript Library
Box 90185
Duke University
Durham, NC 27708

Rachel Ingold Curator

Phone: 919-684-8549

Fax: 919-660-5934

E-mail:

rachel.ingold@duke.edu

Website:

library.duke.edu/
rubenstein/
history-of-medicine

Blog:

blogs.library.duke.
edu/rubenstein



Renew or become a member of the Trent Associates!

Name: _____

Address: _____

Make checks payable to Duke University and send to:
Trent Associates for the History of Medicine
Duke University
Box 90185
Durham, NC 27708

Gifts in kind are also appreciated and count toward membership

**You may renew your membership online:
library.duke.edu/rubenstein/history-of-medicine/donate**

**Donors giving at the level of \$50 and above are listed in the
Duke University Library Annual Report**

Thank you for your donation!