

Trent Associates Report History of Medicine Collections

David M. Rubenstein
Rare Book & Manuscript Library

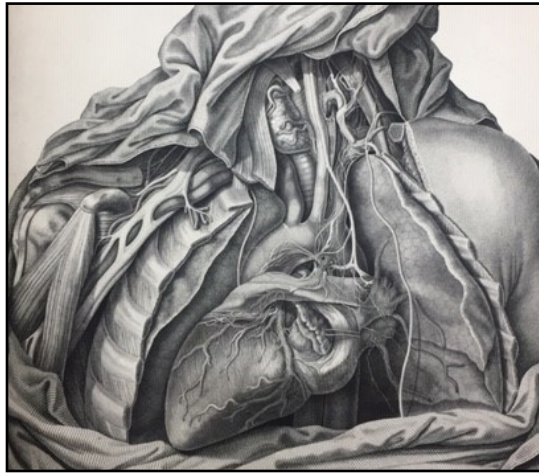
Inside this issue:

Cardiology Collection	1
New Acquisitions	2
HOM in the Classroom	2
Meet Brooke Guthrie!	3
New Exhibit: Vaccination	3
Membership Form	4

Volume 27, No. 1

Fall 2019

New Collection: Paul Kligfield, M.D., Library of Cardiology



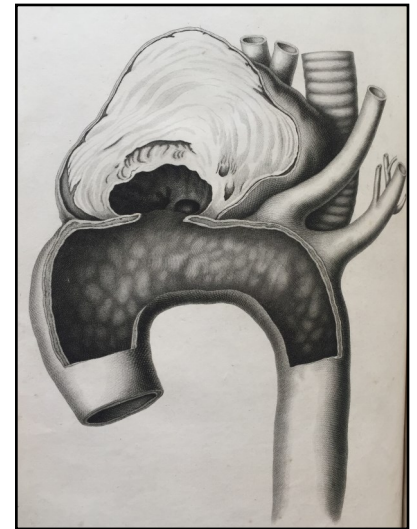
Antonio Scarpa's *Tabulae neurologicae...* (1794).

The History of Medicine Collections have acquired the Paul Kligfield, M.D., Library of Cardiology. Dr. Kligfield, a recently retired cardiologist in New York and member of the Grolier Club, collected over 2,000 books ranging from the sixteenth to twentieth centuries in the field of cardiology.

The Paul Kligfield Library of Cardiology represents materials collected from notable booksellers across the U.S., the U.K., and France over 40 years. The collection includes works authored by figures such as William Harvey and Rene Laennec,

amongst other notable physicians. Many of the rare materials in this remarkable collection focus on cardiac pathology, anatomy, and early electrocardiogram work.

Acquiring the Paul Kligfield Library of Cardiology has greatly enriched and strengthened our History of Medicine Collections, specifically in the field of cardiology. There is no doubt this collection will be of great interest and relevance to researchers and students, especially medical students; and will greatly enhance our exhibits, instruction sessions, and displays.



Joseph Hodgson's *Engravings intended to illustrate some of the diseases of arteries...* (1815).

WE'RE GOING GREEN!

We are soon moving to an electronic version of the Trent Associates Report.

Please ensure we have your current email address
by contacting Rachel Ingold at
rachel.ingold@duke.edu

HOM in the Classroom

The History of Medicine Collections worked with the following classes:

History

- Imperial Laboratories: Post/Colonial Histories of Science, Medicine, and Race
- Introduction to the History of Medicine
- Scientists, Doctors, and Engineers in the Renaissance

Medieval & Renaissance Studies

- Music, Medicine & Natural Science

School of Medicine

- History of Medicine Elective
- History of Obstetrics
- History of Surgery

Theater Studies

- Performing Science

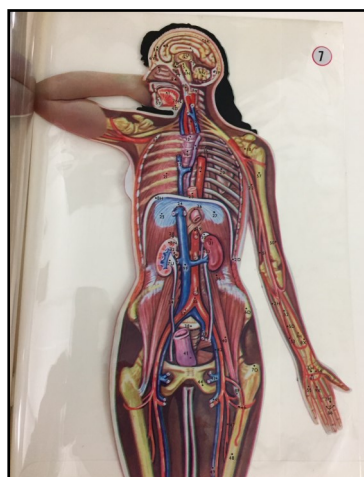
Writing 101

- Disability and Representation



Recent Acquisitions


The following items were acquired for the History of Medicine Collections.



Anatomie humaine, aspects, proportions, rapports : 8 transparents en couleurs.[Paris?] : LaRousse, [between 1940 and 1970?]. An unusual collection consisting of eight colored overlay transparencies of the human body. Parts are numbered, with corresponding keys printed on inside flaps of the pamphlet. The eight overlays are over a female body, although there are a few separate overlays to accommodate for the anatomical differences, such as one with female reproductive organs on one side, male on verso.

Hooke, Robert. *Micrographia: or Some physiological descriptions of minute bodies made by magnifying glasses : with observations and inquiries thereupon.* London : Printed by Jo. Martyn and Ja. Allestry, printers to the Royal Society, and are to be sold at their shop at the Bell in S. Paul's Church-yard, MDCLXV [1665].

This first edition acquisition of Robert Hooke's *Micrographia* greatly enriches our history of science and medicine collections. Although Hooke did not invent the microscope, many consider this to be the first monumental work on microscopy which includes 38 detailed engravings. Hooke's use of descriptive observation and detailed illustration at the microscopic level of the most common, ordinary specimens (a flea, an ant, a piece of moss, woven linen) continues to awe and inspire today.



J. Hervy Moore letter to Winnie and Sallie, 1867 August 6-27 : incomplete autograph manuscript signed. Produced: Insane Asylum of N.C., Raleigh, North Carolina, 1867 August 6-27. James Hervy Moore was steward of the North Carolina Insane Asylum in Raleigh, North Carolina. This detailed letter, over 40 pages, and over several nights, is addressed to his nieces. The main topics pertain to his opposition to potential majority rule by newly-freed African Americans registering to vote and his duties at the asylum. Moore describes several individual patients, the patients as a group, and one of the wards. He notes, "As I become more acquainted with the inmates of this institution, their past history and cause of insanity, I find that over half of them were brought to their lamentable condition by indulgence in crime or from unrestrained tempers and passions." Patients include both male and female, white and African American. Moore also describes the gardens he maintains for the asylum as well as his work being called to calm or recapture patients.

Meet Brooke Guthrie, Research Services Librarian

Tell us about your position: I am a Research Services Librarian in the Rubenstein Library where I work primarily with the History of Medicine Collections (HOM) and University Archives. In my work with HOM, I answer reference questions from Duke students and researchers from around the world. I also work with Duke faculty to plan instruction sessions for their classes using the books, artifacts, and manuscripts in the collection.



Brooke Guthrie, right, discusses material with a medical student during Anatomy Day

What types of classes do you work with?

Students and faculty are increasingly interested in the History of Medicine Collections, and, as a result, I get to work with wide range of classes. In the past year, I met with a first-year writing class on disability history, an upper-level class focused on the history of the brain, and a data visualization class interested in the mapping of disease (to name just a few). These classes bring students from a variety of majors—including STEM and pre-med students—into the library. In addition to undergraduate classes, I also work regularly with classes at the School of Medicine.

Can you share a memorable experience with a researcher or group? This summer, I met with students in Duke's Reimagining Medicine program. The students, rising juniors and seniors preparing for health professions, were introduced to both the highlights of medical history, through items like Vesalius's *De humani corporis fabrica*, and some of its more challenging aspects, such as the eugenics movement. For me, the most memorable part was the discussion at the end of class, when several students talked about the lessons they had learned and how those lessons would influence their work after graduation.

What's a favorite aspect of working with HOM, and do you have a favorite item? Introducing undergraduate students to the collection is by far my favorite part of working with HOM. Students are excited to learn that Duke has these amazing resources and are even more excited when they are encouraged to interact with (and touch!) the books and artifacts. Students, from first-years to seniors, are eager to discuss the history of medicine and make connections to the present.

My favorite item at the moment is an 1858 book called *Mortality of the British Army*. This item includes statistics gathered at British hospitals during the Crimean War and features graphics designed by Florence Nightingale as part of her effort to improve sanitation in the military. I first used this book, along with John Snow's *On the Mode of Communication of Cholera* (1855), with a data visualization class.

On Display

**Vaccination:
300 Years
of Debate**

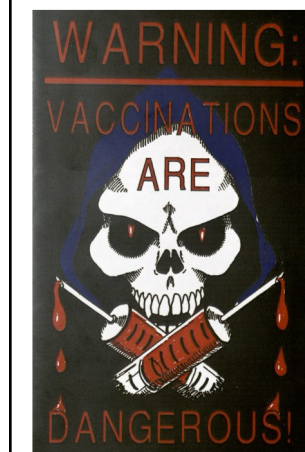
**October 28, 2019 -
April 18, 2020**

*On display in the
Josiah Charles Trent
History of Medicine
Room*

Vaccination has long generated powerful and conflicting emotions amongst parents, healthcare providers, religious leaders, and others.

Regulation and enforcement of vaccination, along with vaccine components and side-effects, have raised concerns for hundreds of years.

This exhibit aims to highlight items from our History of Medicine Collections that reflect the views and opinions of both sides of the vaccination question.



DUKE UNIVERSITY LIBRARIES

History of Medicine Collections

Rubenstein Rare Book &
Manuscript Library
Box 90185
Duke University
Durham, NC 27708

Rachel Ingold Curator

Phone: 919-684-8549

Fax: 919-660-5934

E-mail:

rachel.ingold@duke.edu

Website:

[library.duke.edu/
rubenstein/
history-of-medicine](http://library.duke.edu/rubenstein/history-of-medicine)

Blog:

[blogs.library.duke.
edu/rubenstein](http://blogs.library.duke.edu/rubenstein)



Renew or become a member of the Trent Associates!

Name: _____

Address: _____

Make checks payable to Duke University and send to:
Trent Associates for the History of Medicine
Duke University
Box 90185
Durham, NC 27708

Gifts in kind are also appreciated and count toward membership

**You may renew your membership online:
library.duke.edu/rubenstein/history-of-medicine/donate**

**Donors giving at the level of \$50 and above are listed in the
Duke University Library Annual Report**

Thank you for your donation!